

Power

Power



M25 Power

M25 Power

Kabelsteckverbinder

- Schraubverriegelung M25
- 3 – 12-polig
- Schutzart IP40 ¹⁾
- Lötanschluss
- Durchmesser 28 mm
- Schirmbar

Flanschsteckverbinder

- Schraubverriegelung M25
- 3 – 12-polig
- Schutzart IP40 ¹⁾
- Lötanschluss
- Durchmesser 42,5 mm
- Schirmbar

Cable Connectors

- Screw termination M25
- 3 – 12 contacts
- Degree of protection IP40 ¹⁾
- Solder termination
- Diameter 28 mm
- Shieldable

Panel Mount Connectors

- Screw termination M25
- 3 – 12 contacts
- Degree of protection IP40 ¹⁾
- Solder termination
- Diameter 42.5 mm
- Shieldable

¹⁾Erläuterung der Schutzarten siehe technische Informationen./ ¹⁾Explanation of protection standards see technical information.

Kabelstecker
Male cable connector

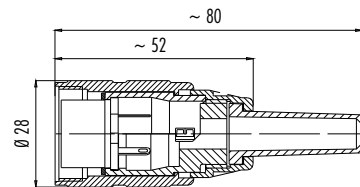
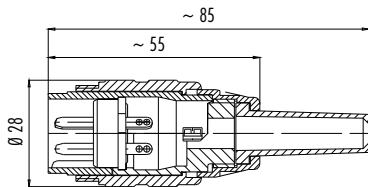
Abbildung / Figure



Kabeldose
Female cable connector



Maßzeichnung / Drawing



Bestell-Daten / Order Data

Polzahl Contacts	Kabeldurchlass Cable outlet	Bestell-Nr. Ordering-No.
3	5–8 mm	09 0033 00 03
5	5–8 mm	09 0037 00 05
7	5–8 mm	09 0041 00 07
12	5–8 mm	09 0445 00 12

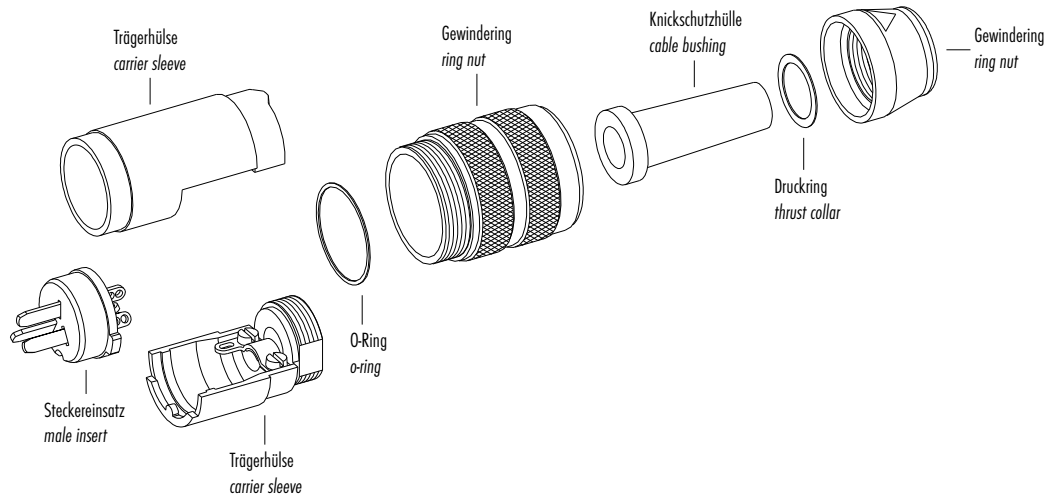
Polzahl Contacts	Kabeldurchlass Cable outlet	Bestell-Nr. Ordering-No.
3	5–8 mm	09 0034 00 03
5	5–8 mm	09 0038 00 05
7	5–8 mm	09 0042 00 07
12	5–8 mm	09 0446 00 12

Technische Daten / Specifications

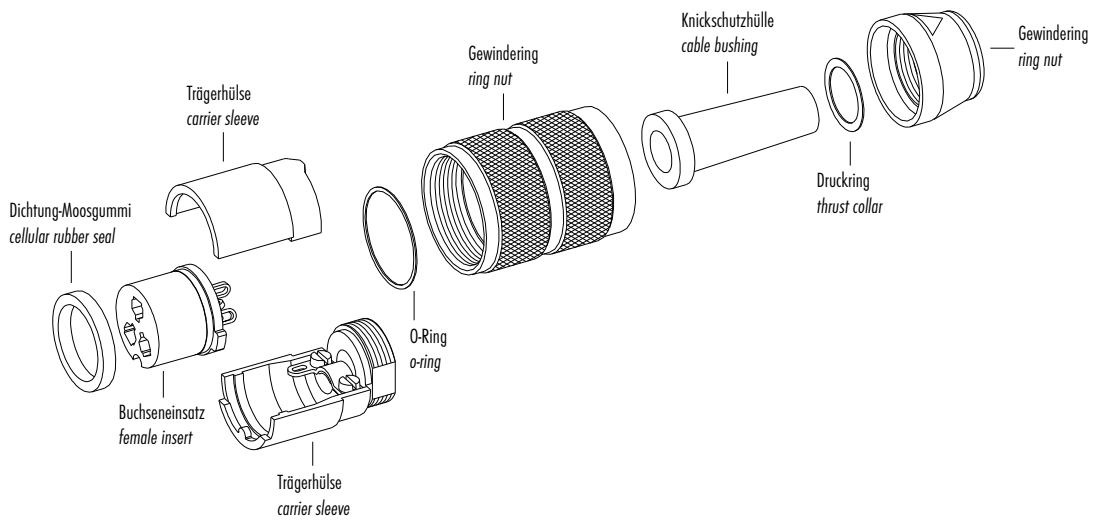
Polzahl	3	5	7	12	Number of contacts
Steckverbinder Verriegelung	schrauben/screw				Connector locking system
Anschlussart	löten/solder				Termination
Anschlussquerschnitt	max. 1,5 mm ² (max. AWG 16)		max. 0,75 mm ² (max. AWG 20)		Wire gauge
Kabeldurchlass	5–8 mm				Cable outlet
Schutzart	IP40				Degree of protection
Mechanische Lebensdauer	> 500 Steckzyklen / > 500 mating cycles				Mechanical operation
Obere Grenztemperatur	+ 85 °C				Upper temperature
Untere Grenztemperatur	– 40 °C				Lower temperature
Bemessungsspannung	250 V			125 V	Rated voltage
Bemessungs-Stoßspannung	2500 V			1500 V	Rated impulse voltage
Verschmutzungsgrad	1				Pollution degree
Überspannungskategorie	II				Overvoltage categorie
Isolierstoffgruppe	III				Material group
Bemessungsstrom (40 °C)	10 A		5 A		Rated current (40 °C)
Durchgangswiderstand	≤ 5 mΩ		≤ 8 mΩ		Contact resistance
Material Kontakt	Stift/pin CuZn (Messing/brass), Buchse/socket CuSn (Bronze/bronze)				Material of contact
Kontaktoberfläche	Ag (Silber/silver), Stift/pin 7+12 pol./ 7+12 contacts CuSnZn (Optalloy/optalloy)				Contact plating
Material Kontaktkörper	PBT		PET		Material of contact body
Material Gehäuse	GD-Al (eloxiert/anodized)				Material of housing

Einzelteildarstellung
Component part drawing

Kabelstecker
Male cable connectors



Kabeldose
Female cable connectors



Flanschstecker
Male panel mount connector

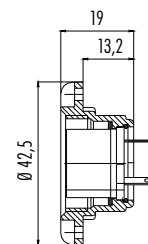
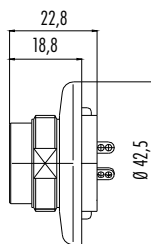
Abbildung / Figure



Flanschdose
Female panel mount connector



Maßzeichnung / Drawing



Bestell-Daten / Order Data

Polzahl Contacts	Bestell-Nr. Ordering-No.
3	09 0035 00 03
5	09 0039 00 05
7	09 0043 00 07
12	09 0447 00 12

Polzahl Contacts	Bestell-Nr. Ordering-No.
3	09 0036 00 03
5	09 0040 00 05
7	09 0044 00 07
12	09 0448 00 12

Technische Daten / Specifications

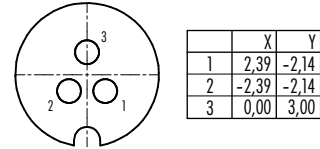
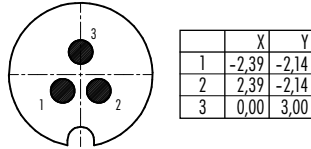
Polzahl	3	5	7	12	Number of contacts
Steckverbinder Verriegelung	schrauben/screw				Connector locking system
Anschlussart	löten/solder				Termination
Anschlussquerschnitt	max. 1,5 mm ² (max. AWG 16)		max. 0,75 mm ² (max. AWG 20)		Wire gauge
Kabeldurchlass	—				Cable outlet
Schutzart	IP40				Degree of protection
Mechanische Lebensdauer	> 500 Steckzyklen/> 500 mating cycles				Mechanical operation
Obere Grenztemperatur	+ 85 °C				Upper temperature
Untere Grenztemperatur	- 40 °C				Lower temperature
Bemessungsspannung	250 V		125 V		Rated voltage
Bemessungs-Stoßspannung	2500 V		1500 V		Rated impulse voltage
Verschmutzungsgrad	1				Pollution degree
Überspannungskategorie	II				Overvoltage categorie
Isolierstoffgruppe	III				Material group
Bemessungsstrom (40°C)	10 A		5 A		Rated current (40 °C)
Durchgangswiderstand	≤ 5 mΩ		≤ 8 mΩ		Contact resistance
Material Kontakt	Stift/pin CuZn (Messing/brass), Buchse/socket CuSn (Bronze/bronze)				Material of contact
Kontaktoberfläche	Ag (Silber/silver), Stift/pin 7+12 pol./ 7+12 contacts CuSnZn (Optalloy/optalloy)				Contact plating
Material Kontaktkörper	PBT		PET		Material of contact body
Material Gehäuse	GD-Al (eloxiert/anodized)				Material of housing

Polbilder
Contact arrangements

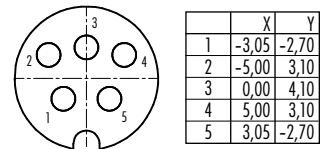
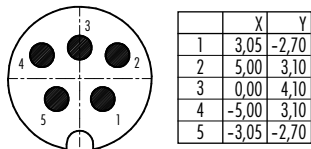
Stifteinsatz (Steckseite)
Male insert (mating side)

Buchseinsatz (Steckseite)
Female insert (mating side)

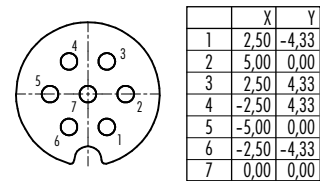
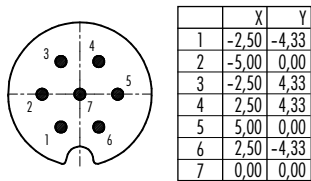
3 pol
3 contacts



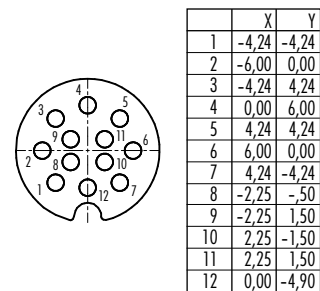
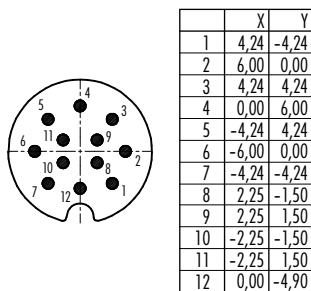
5 pol
5 contacts



7 pol
7 contacts



12 pol
12 contacts



Montageausschnitt
Panel cut out

