
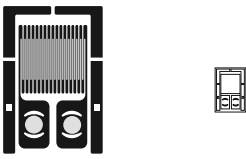
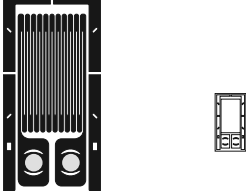


## Transducer-Class® Strain Gages

<b>GAGE PATTERN</b>	Actual size shown. Enlarged when necessary for definition.		<b>GAGE DESIGNATION</b> See Note 1	<b>RES. IN OHMS</b>	<b>STANDARD CREEP CODE</b>	<b>ENCAPSULATION OPTION AVAILABLE</b>
	<b>DIMENSIONS</b>	<input type="checkbox"/> inch <input type="checkbox"/> millimeter				

				Miniature linear pattern.			
<b>GAGE LENGTH</b>	<b>OVERALL LENGTH</b>	<b>GRID WIDTH</b>	<b>OVERALL WIDTH</b>	J5E-NC-S4218-350/S RE-NC-S4218-350	350 ± 0.5% 350 ± 0.5%	N/A N/A	E2
0.032	0.160	0.062	0.062				
0.81	4.06	1.57	1.57				
<b>MATRIX SIZE</b>	0.20 L x 0.11 W		5.1 L x 2.8 W				

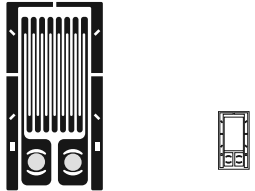
				Popular linear pattern.			
<b>GAGE LENGTH</b>	<b>OVERALL LENGTH</b>	<b>GRID WIDTH</b>	<b>OVERALL WIDTH</b>	J5E-NC-S4219-350/S RE-NC-S4219-350	350 ± 0.5% 350 ± 0.5%	N/A N/A	E2
0.060	0.180	0.100	0.100				
1.52	4.57	2.54	2.54				
<b>MATRIX SIZE</b>	0.23 L x 0.16 W		5.8 L x 4.1 W				

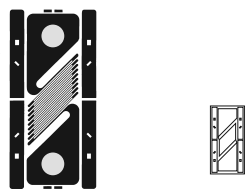
				General-purpose linear pattern.			
<b>GAGE LENGTH</b>	<b>OVERALL LENGTH</b>	<b>GRID WIDTH</b>	<b>OVERALL WIDTH</b>	J5E-NC-S4220-350/S RE-NC-S4220-350	350 ± 0.5% 350 ± 0.5%	N/A N/A	E2
0.125	0.255	0.100	0.100				
3.18	6.48	2.54	2.54				
<b>MATRIX SIZE</b>	0.30 L x 0.16 W		7.6 L x 4.1 W				

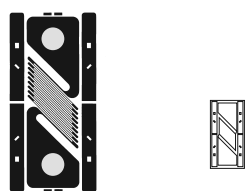
**Note 1:** All products are RoHS compliant.

### Transducer-Class® Strain Gages

<b>GAGE PATTERN</b>	Actual size shown. Enlarged when necessary for definition.		<b>GAGE DESIGNATION</b> See Note 1	<b>RES. IN OHMS</b>	<b>STANDARD CREEP CODE</b>	<b>ENCAPSULATION OPTION AVAILABLE</b>
	<b>DIMENSIONS</b>	<input type="checkbox"/> inch <input type="checkbox"/> millimeter				

				175-ohm version of S4220 pattern.			
<b>GAGE LENGTH</b>	<b>OVERALL LENGTH</b>	<b>GRID WIDTH</b>	<b>OVERALL WIDTH</b>	J5E-NC-S4221-175/S RE-NC-S4221-175	175 ± 0.5% 175 ± 0.5%	N/A N/A	E2
0.125	0.255	0.100	0.100				
3.18	6.48	2.54	2.54				
<b>MATRIX SIZE</b>	0.30 L x 0.16 W		7.6 L x 4.1 W				

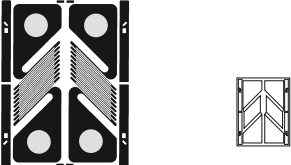
				Compact "left hand" single shear gage.			
<b>GAGE LENGTH</b>	<b>OVERALL LENGTH</b>	<b>GRID WIDTH</b>	<b>OVERALL WIDTH</b>	J5E-NC-S4215-350/S RE-NC-S4215-350	350 ± 0.5% 350 ± 0.5%	N/A N/A	E2
0.100	0.324	0.060	0.098				
2.54	8.23	1.52	2.48				
<b>MATRIX SIZE</b>	0.35 L x 0.18 W		8.9 L x 4.6 W				

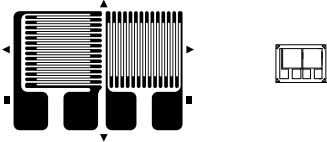
				Compact "right hand" single shear gage.			
<b>GAGE LENGTH</b>	<b>OVERALL LENGTH</b>	<b>GRID WIDTH</b>	<b>OVERALL WIDTH</b>	J5E-NC-S4216-350/S RE-NC-S4216-350	350 ± 0.5% 350 ± 0.5%	N/A N/A	E2
0.100	0.324	0.060	0.098				
2.54	8.23	1.52	2.48				
<b>MATRIX SIZE</b>	0.35 L x 0.18 W		8.9 L x 4.6 W				

**Note 1:** All products are RoHS compliant.

## Transducer-Class® Strain Gages

<b>GAGE PATTERN</b>	Actual size shown. Enlarged when necessary for definition.	<b>GAGE DESIGNATION</b> See Note 1	<b>RES. IN OHMS</b>	<b>STANDARD CREEP CODE</b>	<b>ENCAPSULATION OPTION AVAILABLE</b>
	<b>DIMENSIONS</b>				

				Dual element shear gage.			
<b>GAGE LENGTH</b>	<b>OVERALL LENGTH</b>	<b>GRID WIDTH</b>	<b>OVERALL WIDTH</b>				
0.100 ES	0.324	0.060 ES	0.212				
2.54 ES	8.23	1.52 ES	5.38				
<b>MATRIX SIZE</b>	0.36 L x 0.28 W		8.9 L x 7.1 W				
				J5E-NC-S4217-350/S RE-NC-S4217-350	350 ± 0.8% 350 ± 0.8%	N/A N/A	E2

				General-purpose tee rosette in platinum-tungsten alloy.			
<b>GAGE LENGTH</b>	<b>OVERALL LENGTH</b>	<b>GRID WIDTH</b>	<b>OVERALL WIDTH</b>				
0.070	0.155	0.100	0.220				
1.78	3.94	2.54	5.59				
<b>MATRIX SIZE</b>	0.19 L x 0.26 W		4.8 L x 6.6 W				
				J5E-NC-S4225-350/S RE-NC-S4225-350	350 ± 0.8% 350 ± 0.8%	N/A N/A	E2

**Note 1:** All products are RoHS compliant.

## **DISCLAIMER**

All product specifications and data are subject to change without notice.

Vishay Precision Group, Inc., its affiliates, agents, and employees, and all persons acting on its or their behalf (collectively, "Vishay Precision Group"), disclaim any and all liability for any errors, inaccuracies or incompleteness contained herein or in any other disclosure relating to any product.

Vishay Precision Group disclaims any and all liability arising out of the use or application of any product described herein or of any information provided herein to the maximum extent permitted by law. The product specifications do not expand or otherwise modify Vishay Precision Group's terms and conditions of purchase, including but not limited to the warranty expressed therein, which apply to these products.

No license, express or implied, by estoppel or otherwise, to any intellectual property rights is granted by this document or by any conduct of Vishay Precision Group.

The products shown herein are not designed for use in medical, life-saving, or life-sustaining applications unless otherwise expressly indicated. Customers using or selling Vishay Precision Group products not expressly indicated for use in such applications do so entirely at their own risk and agree to fully indemnify Vishay Precision Group for any damages arising or resulting from such use or sale. Please contact authorized Vishay Precision Group personnel to obtain written terms and conditions regarding products designed for such applications.

Product names and markings noted herein may be trademarks of their respective owners.