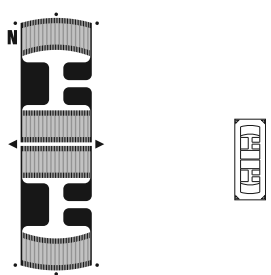
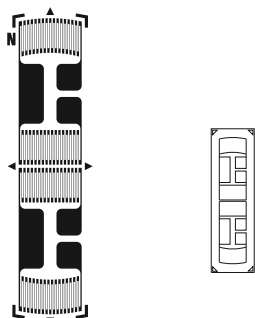


Diaphragm Patterns - Linear

Transducer-Class® Strain Gages

GAGE PATTERN	Actual size shown. Enlarged when necessary for definition.		GAGE DESIGNATION See Note 1	RES. IN OHMS	STANDARD CREEP CODE	ENCAPSULATION OPTION AVAILABLE
	DIMENSIONS	<input type="checkbox"/> inch <input type="checkbox"/> millimeter				

				Full-bridge pattern for use on 0.375 in (9.6mm) diameter diaphragm.			
GAGE LENGTH	OVERALL LENGTH	GRID WIDTH	OVERALL WIDTH				
0.030	0.355	0.100	0.100	N2A-XX-S094N-350	350 ± 0.3%	N*	
				N2K-XX-S097N-10C/DP	1000 ± 0.3%	N*	
				N2K-XX-S095N-35C/DP	3500 ± 0.3%	N*	
				TK-XX-S097N-10C/DP	1000 ± 0.3%	N*	
				TK-XX-S095N-35C/DP	3500 ± 0.3%	N*	
MATRIX SIZE	0.42 L x 0.16 W		10.8 L x 4.1 W				

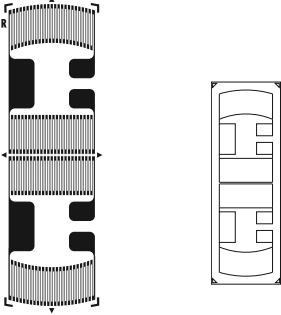
				Full-bridge pattern for use on 0.5 in (12.7mm) diameter diaphragm.			
GAGE LENGTH	OVERALL LENGTH	GRID WIDTH	OVERALL WIDTH				
0.040	0.470	0.100	0.100	EA-XX-S084N-350	350 ± 0.3%	N*	
				N2A-XX-S084N-350	350 ± 0.3%	N*	
				N2A-XX-S147N-10C	1000 ± 0.3%	N*	
				N2K-XX-S092N-350/DP	350 ± 0.3%	N*	
				N2K-XX-S171N-10C/DP	1000 ± 0.3%	N*	
				N2K-XX-S093N-35C/DP	3500 ± 0.3%	N*	
				TK-XX-S092N-350/DP	350 ± 0.3%	N*	
				TK-XX-S171N-10C/DP	1000 ± 0.3%	N*	
				TK-XX-S093N-35C/DP	3500 ± 0.3%	N*	
MATRIX SIZE	0.54 L x 0.16 W		13.7 L x 4.1 W				

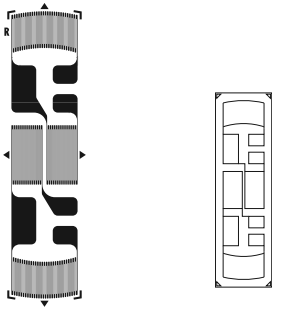
*Only creep code available for this gage type.

Note 1: All products are RoHS compliant.

Transducer-Class® Strain Gages

GAGE PATTERN	Actual size shown. Enlarged when necessary for definition.	GAGE DESIGNATION See Note 1	RES. IN OHMS	STANDARD CREEP CODE	ENCAPSULATION OPTION AVAILABLE
	DIMENSIONS				

				Full-bridge pattern for use on 0.75 in (19.1mm) diameter diaphragm.			
GAGE LENGTH	OVERALL LENGTH	GRID WIDTH	OVERALL WIDTH	EA-XX-S079R-350 N2A-XX-S079R-350	350 ± 0.3% 350 ± 0.3%	R* R*	E2 E2
0.070	0.700	0.200	0.200				
1.78	17.78	5.08	5.08				
MATRIX SIZE	0.76 L x 0.26 W		19.3 L x 6.6 W				

				Modified S079R. †Inner gage length 0.125 in (3.18mm) ‡Inner gage width 0.075 in (1.905mm)			
GAGE LENGTH	OVERALL LENGTH	GRID WIDTH	OVERALL WIDTH	N2A-XX-S208R-10C	1000 ± 0.3%	R*	E2
0.070†	0.700	0.160‡	0.160				
1.78	17.78	4.06	4.06				
MATRIX SIZE	0.76 L x 0.22 W		19.3 L x 5.6 W				

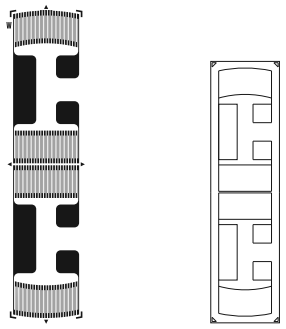
*Only creep code available for this gage type.

Note 1: All products are RoHS compliant.

Diaphragm Patterns - Linear

Transducer-Class® Strain Gages

GAGE PATTERN	Actual size shown. Enlarged when necessary for definition.		GAGE DESIGNATION See Note 1	RES. IN OHMS	STANDARD CREEP CODE	ENCAPSULATION OPTION AVAILABLE
	DIMENSIONS	<input type="checkbox"/> inch <input type="checkbox"/> millimeter				

				Full-bridge pattern for use on 1.0 in (25.4mm) diameter diaphragm.			
GAGE LENGTH	OVERALL LENGTH	GRID WIDTH	OVERALL WIDTH	N2A-XX-S062W-350	350 ± 0.3%	W*	E2
0.070	0.940	0.200	0.200				
1.78	23.88	5.08	5.08				
MATRIX SIZE	0.99 L x 0.26 W		25.2 L x 6.6 W				

*Only creep code available for this gage type.

Note 1: All products are RoHS compliant.

DISCLAIMER

All product specifications and data are subject to change without notice.

Vishay Precision Group, Inc., its affiliates, agents, and employees, and all persons acting on its or their behalf (collectively, "Vishay Precision Group"), disclaim any and all liability for any errors, inaccuracies or incompleteness contained herein or in any other disclosure relating to any product.

Vishay Precision Group disclaims any and all liability arising out of the use or application of any product described herein or of any information provided herein to the maximum extent permitted by law. The product specifications do not expand or otherwise modify Vishay Precision Group's terms and conditions of purchase, including but not limited to the warranty expressed therein, which apply to these products.

No license, express or implied, by estoppel or otherwise, to any intellectual property rights is granted by this document or by any conduct of Vishay Precision Group.

The products shown herein are not designed for use in medical, life-saving, or life-sustaining applications unless otherwise expressly indicated. Customers using or selling Vishay Precision Group products not expressly indicated for use in such applications do so entirely at their own risk and agree to fully indemnify Vishay Precision Group for any damages arising or resulting from such use or sale. Please contact authorized Vishay Precision Group personnel to obtain written terms and conditions regarding products designed for such applications.

Product names and markings noted herein may be trademarks of their respective owners.