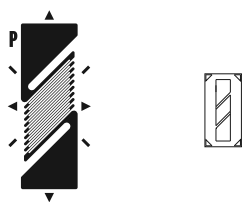
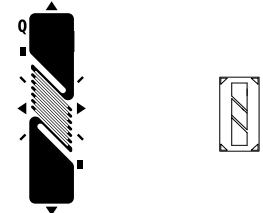
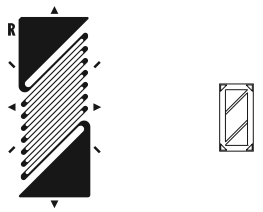


Transducer-Class® Strain Gages

GAGE PATTERN	Actual size shown. Enlarged when necessary for definition.	GAGE DESIGNATION See Note 1	RES. IN OHMS	STANDARD CREEP CODE	ENCAPSULATION OPTION AVAILABLE
	DIMENSIONS				

				Single-element miniature shear pattern. †S199 and S112 patterns have 0.320 in (8.2mm) overall length and slightly longer matrix.			
GAGE LENGTH	OVERALL LENGTH	GRID WIDTH	OVERALL WIDTH				
0.075	0.220†	0.060	0.075				
1.91	5.59†	1.52	1.91				
MATRIX SIZE	0.28 L x 0.14 W		7.1 L x 3.6 W				
				N2A-XX-S069P-350 J2A-XX-S199N-350 N2K-XX-S112Q-350/DP J5K-XX-S112Q-350/DP	350 ± 0.15% 350 ± 0.3% 350 ± 0.15% 350 ± 0.3%	P N Q Q	E3 E3


				Right-hand version of S112Q pattern.			
GAGE LENGTH	OVERALL LENGTH	GRID WIDTH	OVERALL WIDTH				
0.075	0.320	0.060	0.075				
1.90	8.13	1.52	1.90				
MATRIX SIZE	0.38 L x 0.19 W		9.6 L x 4.8 W				
				N2K-XX-S223Q-350/DP J5K-XX-S223Q-350	350 ± 0.15% 350 ± 0.3%	Q Q	E3

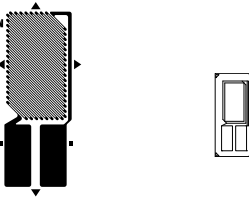
				Single-element shear patterns. Some slight dimensional variation with pattern. †J2A pattern has 0.42 in (10.7mm) overall length and slightly longer matrix.			
GAGE LENGTH	OVERALL LENGTH	GRID WIDTH	OVERALL WIDTH				
0.125	0.290†	0.105	0.105				
3.18	7.37†	2.67	2.67				
MATRIX SIZE	0.36 L x 0.18 W		9.1 L x 4.6 W				
				N2A-XX-S028T-175 N2A-XX-S088K-350 J2A-XX-S117R-175 J2A-XX-S091K-350 N2K-XX-S026Y-175/DP N2K-XX-S090R-350/DP N2K-XX-S089K-10C/DP TK-XX-S026Y-175/DP TK-XX-S090R-350/DP TK-XX-S089K-10C/DP	175 ± 0.15% 350 ± 0.15% 175 ± 0.3% 350 ± 0.3% 175 ± 0.15% 350 ± 0.15% 1000 ± 0.15% 175 ± 0.15% 350 ± 0.15% 1000 ± 0.15%	T K R K Y R K Y R K	E3 E3 E3 E3 E3 E3

Note 1: All products are RoHS compliant.

Transducer-Class® Strain Gages

GAGE PATTERN	Actual size shown. Enlarged when necessary for definition.		GAGE DESIGNATION See Note 1	RES. IN OHMS	STANDARD CREEP CODE	ENCAPSULATION OPTION AVAILABLE
	DIMENSIONS	<input type="checkbox"/> inch <input type="checkbox"/> millimeter				

				Right-hand versions of S091K and S090R patterns. †J2A pattern has 0.42 in (10.7mm) overall length and slightly longer matrix.			
GAGE LENGTH	OVERALL LENGTH	GRID WIDTH	OVERALL WIDTH	J2A-XX-S149K-350 N2K-XX-S142R-350/DP TK-XX-S142R-350/DP	350 ± 0.3% 350 ± 0.15% 350 ± 0.15%	K R R	E3
0.125	0.290†	0.100	0.115				
3.18	7.37†	2.54	2.92				
MATRIX SIZE	0.36 L x 0.18 W		9.1 L x 4.6 W				

				Single-element shear pattern with tabs on one end.			
GAGE LENGTH	OVERALL LENGTH	GRID WIDTH	OVERALL WIDTH	J2A-XX-S177N-350	350 ± 0.3%	N	
0.141	0.361	0.198	0.132				
3.58	9.17	5.03	3.35				
MATRIX SIZE	0.43 L x 0.20 W		10.9 L x 5.1 W				

Note 1: All products are RoHS compliant.

DISCLAIMER

All product specifications and data are subject to change without notice.

Vishay Precision Group, Inc., its affiliates, agents, and employees, and all persons acting on its or their behalf (collectively, "Vishay Precision Group"), disclaim any and all liability for any errors, inaccuracies or incompleteness contained herein or in any other disclosure relating to any product.

Vishay Precision Group disclaims any and all liability arising out of the use or application of any product described herein or of any information provided herein to the maximum extent permitted by law. The product specifications do not expand or otherwise modify Vishay Precision Group's terms and conditions of purchase, including but not limited to the warranty expressed therein, which apply to these products.

No license, express or implied, by estoppel or otherwise, to any intellectual property rights is granted by this document or by any conduct of Vishay Precision Group.

The products shown herein are not designed for use in medical, life-saving, or life-sustaining applications unless otherwise expressly indicated. Customers using or selling Vishay Precision Group products not expressly indicated for use in such applications do so entirely at their own risk and agree to fully indemnify Vishay Precision Group for any damages arising or resulting from such use or sale. Please contact authorized Vishay Precision Group personnel to obtain written terms and conditions regarding products designed for such applications.

Product names and markings noted herein may be trademarks of their respective owners.