

Cable-Extension Position Transducer

Position and Velocity Output Signals

Ranges: 0-10 to 0-250 inches

Industrial Grade • High Cycle Applications

PT5AV

Specification Summary:


GENERAL
Full Stroke Range Options 0-10 to 0-250 inches

POSITION
Output Signal voltage divider (potentiometer)
Accuracy $\pm 0.75\%$ to $\pm 0.18\%$ full stroke, *see ordering information*
Repeatability *see ordering information*
Resolution *essentially infinite*
Sensor plastic-hybrid precision potentiometer
Potentiometer Cycle Life *see ordering information*
Input Resistance Options 500, 1K, 5K or 10K Ω , *see ordering information*
Power Rating, Watts *see ordering information*
Recommended Maximum Input Voltage *see ordering information*
Output Signal Change Over Full Stroke Range $94\% \pm 4\%$ of input voltage

VELOCITY
Output Signal DC voltage
Linearity better than $\pm 0.10\%$ of output at any velocity
Repeatability $\pm 0.10\%$ of reading
Maximum Velocity • Retraction Acceleration *see ordering information*
Sensor tach generator
Input Voltage none required
Output Voltage @ 100 inches per minute—*varies slightly with measuring cable*
N34 cable option $354 \text{ mV} \pm 4\%$
S47 cable option $352 \text{ mV} \pm 4\%$
V62 cable option $351 \text{ mV} \pm 4\%$
Output Impedance $350 \text{ ohms} \pm 10\%$
Output Ripple (for velocity ≥ 1.35 inches per second) $\pm 3\%$ rms

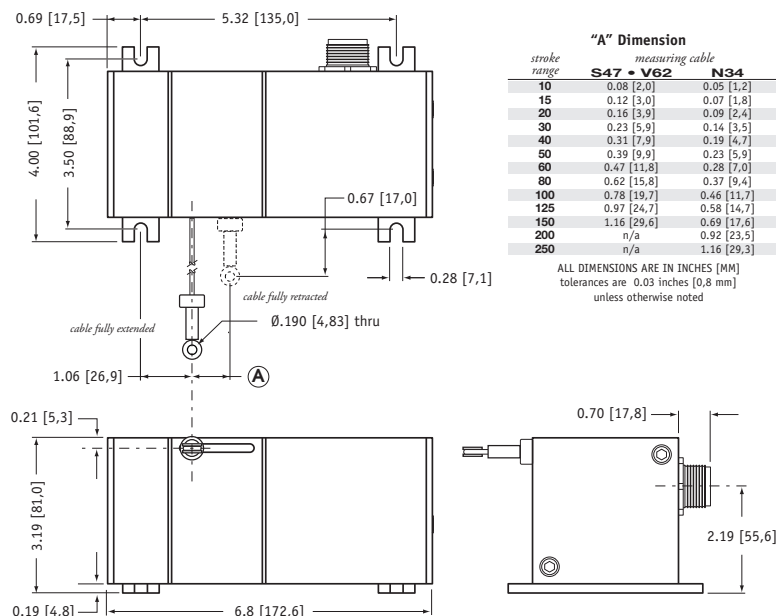
GENERAL
Measuring Cable Options stainless steel, nylon-coated or thermoplastic
Enclosure Material hard anodized aluminum
Weight 5 lbs. max.

ENVIRONMENTAL
Enclosure NEMA 4/6, IP 65/67
Operating Temperature -40° to 200°F (-40° to 90°C)
Vibration up to 10 G's to 2000 Hz maximum

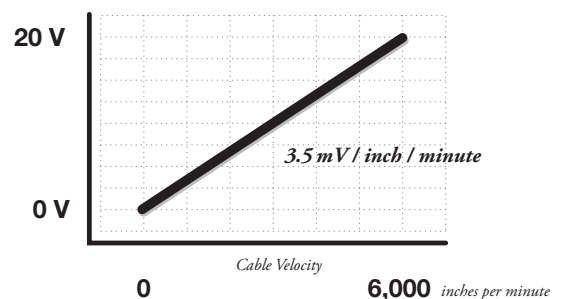


The PT5AV is a combination position and velocity transducer. A precision plastic-hybrid potentiometer provides accurate position feedback while a self-generating DC tachometer provides a velocity signal that is proportional to the speed of the traveling measuring cable.

Like Celesco's other transducers, the PT5AV installs in minutes, functions properly without perfectly parallel alignment, and fits easily into small areas. The PT5AV also has an optional unique thermoplastic measuring cable that has virtually an infinite fatigue life for high-cycle applications.



Output Signal



Celesco Transducer Products, Inc.
20630 Plummer Street • Chatsworth, CA 91311
tel: 800.423.5483 • +1.818.701.2750 • fax: +1.818.701.2799

celesco
celesco.com • info@celesco.com

Ordering Information:

Model Number:

PT5AV - _____
order code: **R** **A** **B** **C** **D**

Sample Model Number:

PT5AV - 100 - N34 - FR - 500 - M6

- R** range: 100 inches
- A** measuring cable: .034 nylon-coated stainless steel
- B** cable exit: front
- C** output signal: 500 ohm potentiometer
- D** electrical connection: 6-pin plastic connector

Full Stroke Range:

R order code:	10	15	20	25	30	40	50	60	80	100	125	150	200	250
full stroke range, min:	10 in.	15 in.	20 in.	25 in.	30 in.	40 in.	50 in.	60 in.	80 in.	100 in.	125 in.	150 in.	200 in.	250 in.
accuracy (±% of f.s.):	.75%	.6%	.5%	.5%	.5%	.3%	.3%	.25%	.25%	.25%	.25%	.18%	.18%	.18%
repeatability (±% of f.s.):	.1%	.1%	.05%	.05%	.05%	.05%	.05%	.02%	.02%	.02%	.02%	.02%	.02%	.02%
potentiometer cycle life:	2,500,000 cycles						500,000 cycles						250,000 cycles	
cable tension (20%):	41 ounces											21 ounces		
max. cable velocity/acceleration:	300 in./sec • 5 G's											120 in./sec • 2 G's		

Measuring Cable:

A order code:	N34	S47	V62
	.034 nylon-coated stainless steel <i>available in all ranges</i>	.047 stainless steel <i>all ranges up to 150 inches</i>	.062 thermoplastic <i>all ranges up to 150 inches</i>
	Ø.190 in. (4,83 mm) thru 0.034 in. (0,86 mm) dia. 0.170 in. (4,32 mm)	Ø.190 in. (4,83 mm) thru 0.047 in. (1,19 mm) dia. 0.170 in. (4,32 mm)	Ø.190 in. (4,83 mm) thru 0.062 in. (1,57 mm) dia. 0.170 in. (4,32 mm)

Cable Exit:

B order code:	UP up	DN down	FR front	BK back
	inches [mm]			

Output Signals:

C order code:	500	1K	5K	10K									
position sensing potentiometer:	500 ohms*	1000 ohms*	5000 ohms*	10,000 ohms*									
	<p>position sensing circuit</p> <p>value specified by ordercode</p>	<p>position circuit max input voltage & power rating</p> <table border="1"> <thead> <tr> <th></th> <th>10 to 30-inch range</th> <th>40 to 250-inch range</th> </tr> </thead> <tbody> <tr> <td>500-ohms:</td> <td>20 V AC/DC (1 W)</td> <td>30 V AC/DC (2 W)</td> </tr> <tr> <td>1K to 10K-ohms:</td> <td>30 V AC/DC (1 W)</td> <td>30 V AC/DC (2 W)</td> </tr> </tbody> </table>		10 to 30-inch range	40 to 250-inch range	500-ohms:	20 V AC/DC (1 W)	30 V AC/DC (2 W)	1K to 10K-ohms:	30 V AC/DC (1 W)	30 V AC/DC (2 W)	<p>velocity sensing circuit</p>	
	10 to 30-inch range	40 to 250-inch range											
500-ohms:	20 V AC/DC (1 W)	30 V AC/DC (2 W)											
1K to 10K-ohms:	30 V AC/DC (1 W)	30 V AC/DC (2 W)											

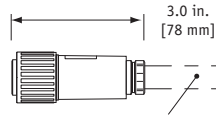
*-tolerance = ±10%

Ordering Information (cont.)

Electrical Connection:

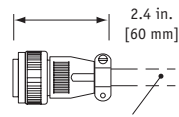
① order code:

M6
6-pin plastic connector
with mating plug
IP 67, NEMA 6



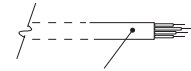
.30 - .39 in. [8 - 10 mm] cable dia.
16 AWG max conductor size
connector: MS3102E-14S-6P
mating plug: MS3106E-14S-6S

M6M
6-pin metal connector
with mating plug
IP 65, NEMA 4



.375 in. [9 mm] max cable dia.
16 AWG max conductor size
connector: MS3102E-14S-6P
mating plug: MS3106E-14S-6S

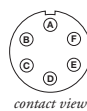
C25
25-ft. instrumentation cable
24 AWG, shielded
IP 67, NEMA 6



25 ft. x 0.2-in. dia.
[7.5 M x 5 mm dia.]
24 AWG, shielded

6-pin mating plug:

pin	signal	} position
A	+ in	
B	common	} velocity
C	+ out	
D	-	} velocity
E	+ out	
F	- out	



25-ft. instrumentation cable:

color	signal	} position
red	+ in	
black	common	} velocity
green	+ out	
white	+ out	} velocity
brown	- out	