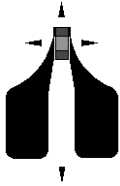











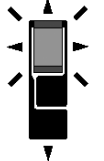




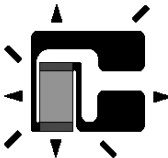

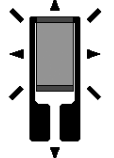
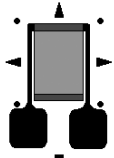
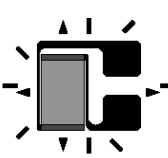
General Purpose Strain Gages

GAGE PATTERN	GAGE SERIES See Note 1	GAGE RESISTANCE (ohms)	GAGE LENGTH	
			inches	millimeters
008CL   actual size	SA	120	0.008	0.2
	Micro-grid gage for strain measurement in high-gradient areas. Matrix size: 0.20L x 0.13W in. (5.1L x 3.3W mm)			
015CK   actual size	EA, WA, EP, SA	120	0.015	0.38
	Micro-miniature pattern with enlarged solder tabs. See also 015UW pattern. Matrix size: 0.19L x 0.15W in. (4.8L x 3.8W mm)			
015EH   actual size	EA, EP, SA, SK	120	0.015	0.38
	Micro-miniature pattern with tab at each side of grid. Matrix size: 0.15L x 0.19W in. (3.8L x 4.8W mm)			
015LA   actual size	EA, EP	120	0.015	0.38
	Primarily used in small radii where gage tabs must be at one end. Matrix size: 0.18L x 0.10W in. (4.6L x 2.5W mm)			
015LW   actual size	C2A	120	0.015	0.38
	Encapsulated constantan gages with preattached ready-to-use cables. Matrix size: 0.08L x 0.05W in. (1.9L x 1.4W mm)			
015SE   actual size	EA, EP, SA	120	0.015	0.38
	Micro-miniature pattern with tabs on one side for use near abutments. Matrix size: 0.16L x 0.14W in. (4.1L x 3.6W mm)			
030LB   actual size	EA, EP, SA	120	0.03	0.76
	Miniature gage pattern for small radii where gage tabs must be at one end. Matrix size: 0.24L x 0.15W in. (6.1L x 3.8W mm)			

Note 1: Products with designations and options shown in bold are not RoHS compliant.

See www.vishay.com/strain-gages for complete specifications.

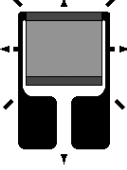

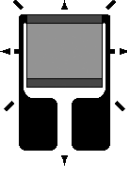









General Purpose Strain Gages

GAGE PATTERN	GAGE SERIES See Note 1	GAGE RESISTANCE (ohms)	GAGE LENGTH	
			inches	millimeters
031MF  actual size	EA, SA	120	0.031	0.79
Miniature ten-element strip gage with electrically independent grids. All grids parallel to long axis of pattern. Grid centerline spacing 0.080 in (2.03 mm). Matrix size: 0.94L x 0.19W in. (23.9L x 4.8W mm)				
032SG  actual size	EA, WA , WK, EP, SA , SK	120	0.032	0.81
Miniature gage with side-tab geometry. Matrix size: 0.16L x 0.19W in. (4.1L x 4.8W mm)				
045AL  actual size	EA, SA	350	0.045	1.14
Miniature high-resistance gage. Matrix size: 0.22L x 0.14W in. (5.6L x 3.6W mm)				
050AH  actual size	EA, ED, EP, SA , SK , SD	120, 350	0.05	1.27
General-purpose miniature gage. Matrix size: 0.23L x 0.14W in. (5.8L x 3.6W mm)				
050AR  actual size	EA, ED, WA , WK, SA , SK , SD , WD	120, 350	0.05	1.27
General-purpose miniature gage with large solder tabs. Matrix size: 0.25L x 0.18W in. (6.4L x 4.6W mm)				
050SB  actual size	EA, ED, WA , WK, EP, SA , SK , SD , WD	120, 350	0.05	1.27
Similar to the 050AH pattern but with solder tabs at side of grid. Matrix size: 0.19L x 0.19W in. (4.8L x 4.8W mm)				

Note 1: Products with designations and options shown in bold are not RoHS compliant.

See www.vishay.com/strain-gages for complete specifications.

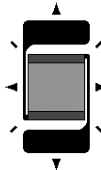



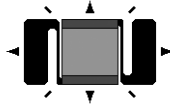



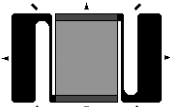

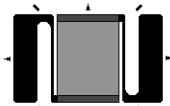

General Purpose Strain Gages

GAGE PATTERN	GAGE SERIES See Note 1	GAGE RESISTANCE (ohms)	GAGE LENGTH	
			inches	millimeters
060CD   actual size	EA, ED, WA , WK, SA , SK , SD , WD	350, 1000	0.06	1.52
	Small high-resistance gage. See also 060CN pattern. Matrix size: 0.28L x 0.20W in. (7.1L x 5.1W mm)			
060CN   actual size	EA, ED, WA , WK, EP, SA , SD , WD	120, 350	0.06	1.52
	Similar to 060CD pattern except for grid resistance. Matrix size: 0.26L x 0.18W in. (6.6L x 4.6W mm)			
060CP   actual size	EA, ED, WA , WK, EP, SA , SK , SD , WD	120, 350	0.06	1.52
	Small high-resistance gage with high power-handling capability. Matrix size: 0.31L x 0.26W in. (7.9L x 6.6W mm)			
062DF   actual size	EA, ED, WA , WK, EP, SA , SK , SD , WD	120, 350	0.062	1.57
	General-purpose gage with solder tab at each end of grid. See also 062DN pattern. Matrix size: 0.32L x 0.16W in. (8.1L x 4.1W mm)			
070LC   actual size	EA	120, 350	0.07	1.78
	Very narrow gage for use in restricted areas. Matrix size: 0.24L x 0.09W in. (6.1L x 2.3W mm)			
090DG   actual size	EA, ED, EP, SA , SK , SD	120, 350	0.09	2.29
	Intermediate-size grid with tab at each end. See also 090DH and 090EF patterns. Matrix size: 0.44L x 0.263W in. (11.2L x 6.6W mm)			

Note 1: Products with designations and options shown in bold are not RoHS compliant.

See www.vishay.com/strain-gages for complete specifications.

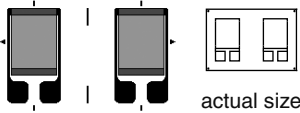
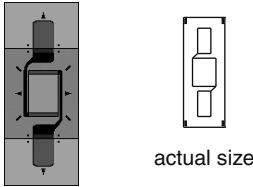
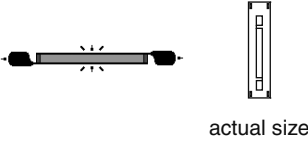
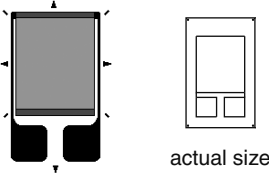
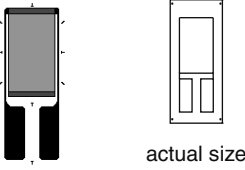
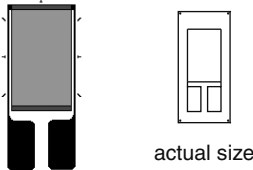
General Purpose Strain Gages

GAGE PATTERN	GAGE SERIES See Note 1	GAGE RESISTANCE (ohms)	GAGE LENGTH	
			inches	millimeters
090DH   actual size	EA, ED, EP, SA, SK, SD	350, 1000	0.09	2.29
	High-resistance version of the 090DG pattern. Matrix size: 0.45L x 0.27W in. (11.4L x 6.9W mm)			
090EF   actual size	EA, ED, EP, SA, SK, SD	120, 350	0.09	2.29
	Similar to 090DG pattern but with solder tab at each side of grid. See also 090EG pattern. Matrix size: 0.29L x 0.36W in. (7.4L x 9.1W mm)			
090EG   actual size	EA, ED, EP, SA, SK, SD	350, 1000	0.09	2.29
	High-resistance version of the 090EF pattern. Matrix size: 0.29L x 0.36W in. (7.4L x 9.1W mm)			
125BS   actual size	ED, WK, SK, SD , WD	120	0.125	3.18
	Narrow pattern primarily used in the WK and SK Series for 120-ohm resistance. Matrix size: 0.38L x 0.14W in. (9.7L x 3.6W mm)			
125EP   actual size	EA, ED, EP, SA, SK, SD	350, 1000	0.125	3.18
	High-resistance gage with tab at each side of grid. See also 125EQ pattern. Matrix size: 0.28L x 0.35W in. (7.1L x 8.9W mm)			
125EQ   actual size	EA, ED, EP, SA, SK, SD	120, 350	0.125	3.18
	Similar to 125EP pattern except for grid resistance. Matrix size: 0.28L x 0.35W in. (7.1L x 8.9W mm)			

Note 1: Products with designations and options shown in bold are not RoHS compliant.

See www.vishay.com/strain-gages for complete specifications.


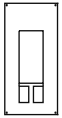

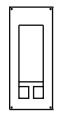
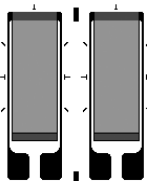
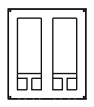



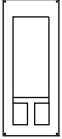

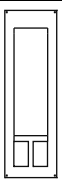
General Purpose Strain Gages

GAGE PATTERN	GAGE SERIES See Note 1	GAGE RESISTANCE (ohms)	GAGE LENGTH	
			inches	millimeters
125MG  actual size	EA, WA , WK, SA , SK	120, 350	0.125	3.18
Dual-pattern gage for use in back-to-back bending applications. Longitudinal grid centerlines spaced 0.250 in (6.35 mm) apart. Matrix size: 0.32L x 0.47W in. (8.1L x 11.9W mm)				
125UE  actual size	CEA	120, 350	0.125	3.18
General-purpose gage with large tab at each end of grid. Exposed solder tab area 0.08 x 0.07 in (2.0 x 1.8 mm). Matrix size: 0.57L x 0.20W in. (14.5L x 5.1W mm)				
230DS  actual size	EA, ED, WA , WK, EP, SA , SK , SD , WD	120, 350	0.23	5.84
General-purpose gage with very narrow geometry. Matrix size: 0.50L x 0.12W in. (12.7L x 3.0W mm)				
250AF  actual size	EA, ED, WA , WK, EP, SA , SK , SD , WD	120, 350	0.25	6.35
General-purpose gage with high-dissipation grid. Matrix size: 0.57L x 0.36W in. (14.5L x 9.1W mm)				
250BB  actual size	EA, ED, EP	120, 350	0.25	6.35
General-purpose gage with large solder tabs. Matrix size: 0.64L x 0.21W in. (16.3L x 6.9W mm)				
250BK  actual size	EA, WA , WK, SA , SK	1000, 3000	0.25	6.35
High-resistance gage with good power dissipation capability for high output applications or use on plastics. Matrix size: 0.58L x 0.27W in. (14.7L x 6.9W mm)				

Note 1: Products with designations and options shown in bold are not RoHS compliant.

See www.vishay.com/strain-gages for complete specifications.







General Purpose Strain Gages

GAGE PATTERN	GAGE SERIES See Note 1	GAGE RESISTANCE (ohms)	GAGE LENGTH	
			inches	millimeters
250BM   actual size	EA, ED, WA , WK, EP, SA, SK, SD , WD	500, 1500	0.25	6.35
	General-purpose gage with high-resistance grid. Matrix size: 0.58L x 0.27W in. (14.7L x 6.9W mm)			
250BP   actual size	SK, WK, ED, SD , WD	120	0.25	3.18
	A general-purpose gage used primarily to obtain 120-ohm grid resistance in SK and WK Series. Matrix size: 0.53L x 0.22W in. (13.5L x 5.6W mm)			
250MQ   actual size	EA, ED, EK, WA , WK, SA, SK, SD , WD	350, 1000	0.25	6.35
	Dual pattern for back-to-back bending applications. Longitudinal grid centerlines are spaced 0.185 in (4.70 mm) apart. EK-Series gages are supplied with duplex copper pads (DP) when optional feature W or SE is not specified. Matrix size: 0.47L x 0.40W in. (11.9L x 10.2W mm)			
350DD   actual size	EA, ED, WA , WK, EP, SA, SK, SD , WD	350, 1000	0.35	8.89
	General-purpose gage with narrow pattern geometry and tab at each end of grid. Matrix size: 0.61L x 0.18W in. (15.5L x 4.6W mm)			
375BG   actual size	EA, ED, WA , WK, EP, SA, SK, SD , WD	120, 350	0.375	9.53
	General-purpose gage. Matrix size: 0.71L x 0.29W in. (18.0L x 7.4W mm)			
500BL   actual size	EA, ED, WA , WK, EP, SA, SK, SD , WD	350, 1000	0.5	12.7
	Widely used general-purpose gage with compact geometry. Matrix size: 0.87L x 0.27W in. (22.1L x 6.9W mm)			

Note 1: Products with designations and options shown in bold are not RoHS compliant.

See www.vishay.com/strain-gages for complete specifications.

General Purpose Strain Gages

GAGE PATTERN	GAGE SERIES See Note 1	GAGE RESISTANCE (ohms)	GAGE LENGTH	
			inches	millimeters
500GB   actual size	EA, ED, WA , WK, EP, SA, SK, SD , WD	120, 350	0.5	12.7
General-purpose gage with very narrow geometry. See also 500GC pattern. Matrix size: 0.75L x 0.15W in. (19.1L x 3.8W mm)				
500GC   actual size	EA, ED, WA , WK, EP, SA, SK, SD , WD	350, 1000	0.5	12.7
General-purpose gage with very narrow geometry. Matrix size: 0.78L x 0.15W in. (19.8L x 3.8W mm)				
40CBY   30% of actual size	N2A, EA, WA , WK, EP, SA, SK	120, 350	4	101.6
For use on concrete and for strain integration on large specimens. Matrix size: 4.49L x 0.33W in. (114.0L x 8.4W mm)				

Note 1: Products with designations and options shown in bold are not RoHS compliant.

See www.vishay.com/strain-gages for complete specifications.

Disclaimer

ALL PRODUCTS, PRODUCT SPECIFICATIONS AND DATA ARE SUBJECT TO CHANGE WITHOUT NOTICE.

Vishay Precision Group, Inc., its affiliates, agents, and employees, and all persons acting on its or their behalf (collectively, "Vishay Precision Group"), disclaim any and all liability for any errors, inaccuracies or incompleteness contained herein or in any other disclosure relating to any product.

The product specifications do not expand or otherwise modify Vishay Precision Group's terms and conditions of purchase, including but not limited to, the warranty expressed therein.

Vishay Precision Group makes no warranty, representation or guarantee other than as set forth in the terms and conditions of purchase. **To the maximum extent permitted by applicable law, Vishay Precision Group disclaims (i) any and all liability arising out of the application or use of any product, (ii) any and all liability, including without limitation special, consequential or incidental damages, and (iii) any and all implied warranties, including warranties of fitness for particular purpose, non-infringement and merchantability.**

Information provided in datasheets and/or specifications may vary from actual results in different applications and performance may vary over time. Statements regarding the suitability of products for certain types of applications are based on Vishay Precision Group's knowledge of typical requirements that are often placed on Vishay Precision Group products. It is the customer's responsibility to validate that a particular product with the properties described in the product specification is suitable for use in a particular application.

No license, express, implied, or otherwise, to any intellectual property rights is granted by this document, or by any conduct of Vishay Precision Group.

The products shown herein are not designed for use in life-saving or life-sustaining applications unless otherwise expressly indicated. Customers using or selling Vishay Precision Group products not expressly indicated for use in such applications do so entirely at their own risk and agree to fully indemnify Vishay Precision Group for any damages arising or resulting from such use or sale. Please contact authorized Vishay Precision Group personnel to obtain written terms and conditions regarding products designed for such applications.

Product names and markings noted herein may be trademarks of their respective owners.